

與世界接軌的知識探索

# Follow Me



111康軒國小英語教材簡介

111康軒國小英語教材  
與世界接軌的知識探索

# Follow Me



冊次	課次	主題	句型	字母 / 字母拼讀
1	L1	社交用語	What's your name? I'm Sandy. / My name is Sandy.	Aa-Ee
	L2	年齡	How old are you? I'm six years old. / I'm six.	Ff-Jj Kk-Oo Pp-Tt Uu-Zz
	L3	教室常見文具用品 (一)	What's this / that? It's a pen.	
	L4	顏色	What color is it? It's red.	
2	L1	玩具	Is this / that a ball? Yes, it is. / No, it's not. It's a kite.	-od, -ot -en, -et -ig, -it -op, -ot
	L2	情緒與身體狀況	Are you tired? Yes, I am. / No, I'm not.	
	L3	家人	Who's he? He's my brother. Who's she? She's my sister.	-ug, -un
	L4	職業 (一)	Is he a doctor? Yes, he is. / No, he's not. Is she a nurse? Yes, she is. / No, she's not.	
3	L1	節慶	母親節	
	L2	才能	Can you dance? Yes, I can. / No, I can't. Can he / she ride a bike? Yes, he / she can. / No, he / she can't.	b, p
	L3	時間	What time is it? It's seven o'clock. It's seven twenty.	d, t g, c v, f
	L4	位置	Where's my yo-yo? It's under the box. Where are you? I'm in the kitchen. Where's Mom / Jack? She's / He's in the living room. There is a vampire.	z, s
4	L1	節慶	萬聖節	
	L2	天氣	How's the weather? It's sunny. What are you doing? I'm studying. What's he / she doing? He's / She's sleeping.	a, a, e e, ee i, i, e o, o, e u, u, e
	L3	活動、進行式	What do you want to eat? I want a hamburger. / I want two hot dogs. / I want soup. Do you like tigers? Yes, I do. / No, I don't. How many rice dumplings do you want? I want two rice dumplings.	
	L4	食物 (一)		
5	Starter Unit	季節	Do you like summer? Yes, I do. / No, I don't. A. Do you like oranges? Yes, I do. / No, I don't. I like pears. B. Does he / she like apples? Yes, he / she does. No, he / she doesn't. He / She likes grapes.	ch, sh
	U1	水果	A. What do you want to drink? I want some juice. B. What does he / she want to drink? He / She wants some milk.	wh, ph
	U2	飲料	A. What day is today? It's Tuesday. B. Is today Monday? Yes, it is. / No, it isn't. It's Tuesday.	th, th
	U3	星期	A. Do you need mushrooms? Yes, I do. / No, I don't. I need tomatoes. B. How many carrots do you need? I need two carrots.	hard c, soft c hard g, soft g
	U4	蔬果		
6	文化	與食物相關的節慶		
	Starter Unit	校園場所	Where's Harry / Lily? He's / She's in the health center.	a, e, ai, ay
	U1	社區場所	A. Where are you going? I'm going to the supermarket. B. Are you going to the library? Yes, I am. / No, I'm not. I'm going to the post office.	e, e, ee, ea
	U2	交通工具	A. How can we get to the hospital? We can get there by bus. B. Can we get to the library by MRT? Yes, we can. / No, we can't. We can get there by bike.	i, e, ie, y
	U3	科目	A. What's your favorite subject? My favorite subject is English. B. What's his / her favorite subject? His / Her favorite subject is science.	o, e, oa, ow
6	U4	活動	A. What do you do after school? I usually walk the dog. B. Do you read books after school? Yes, I do. / No, I don't. I do my homework.	u, e, u, e, ue, ui
	文化	特殊的交通工具		

載即便

電子書 ISO 檔

命題系統 (題庫) ISO 檔



載即便  
安裝教學影片

**安裝程式**

作業系統需求: Win7、Win10, 不支援 XP

**下載檔案**

1 關鍵字搜尋 康軒載即便

網址: <https://pse.is/KNSH-ebook>

2 點選「立即下載」, 下載康軒載即便壓縮檔。



3 點選下載檔案 康軒載即便 v3.0.zip

進行「解壓縮」, 點選 康軒載即便 setup.exe

安裝程式, 安裝完後會產生桌面捷徑, 並自動開啟主程式。



4 選擇「教育雲」或「康軒雲」帳號進行登入

1 「勾選」要下載的項目, 點擊「下載勾選的項目」



2 下載完成點擊「開啟 ISO 目錄」



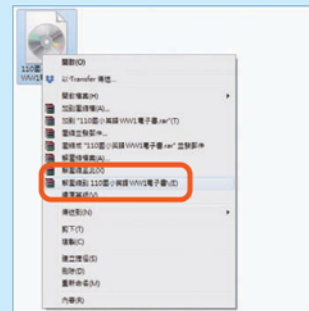
3 至各層資料夾找到下載的 ISO 檔



**ISO 檔使用方法**

**方法一**

解壓縮 ISO 檔於 ISO 檔上按右鍵, 點擊解壓縮檔案。  
(可使用 7-Zip 或其他解壓縮軟體)



點選 開啟光碟 .exe 即可使用。

**方法二**

掛載虛擬光碟於 Win10 系統上, 可直接將 ISO 掛載成虛擬光碟。  
於 ISO 檔上按右鍵, 點擊「掛接」。



電子書、題庫帶著走  
ISO 檔解完壓縮後, 可將電子書資料夾複製到隨身硬碟中, 點擊 開啟光碟 .exe 即可開啟使用。



更完整的使用說明  
請掃描 QRcode







冊次	課次	主題	句型	字母拼讀
7	Starter Unit	休閒活動	What do you do after school? I usually <u>play the recorder</u> .	bl, pl, gl, cl
	U1	生活作息	A. What time do you <u>get up</u> ? I <u>get up at six thirty</u> . B. Do you <u>have lunch</u> at <u>twelve</u> ? Yes, I do. / No, I don't. I <u>have lunch at twelve thirty</u> .	br, pr, gr, cr
	U2	食物 (二)	A. What would you like to eat? I'd like some <u>pizza</u> , please. B. Would you like some <u>dumplings</u> ? Yes, please. / No, thank you.	tr, dr
	U3	國家	A. Where are you from? I'm from <u>Taiwan</u> . B. Is he / she from <u>Egypt</u> ? Yes, he / she is. No, he / she isn't. He's / She's from <u>Greece</u> .	nk, ng
	U4 文化	物品 世界熱門景點	A. Whose <u>cellphone</u> is it? It's <u>Kelly's cellphone</u> . B. Whose <u>gloves</u> are they? They're <u>my gloves</u> .	sk, sp, st
8	Starter Unit	文具用品 (二)	Whose <u>marker</u> is it? It's <u>my marker</u> .	
	U1	衣物	A. How much is this / that <u>shirt</u> ? It's <u>two hundred and fifty</u> dollars. B. How much are these / those <u>socks</u> ? They're <u>fifty</u> dollars.	oi, oy
	U2	休閒活動	A. What do you do in your free time? I <u>go shopping</u> . B. Do you <u>go swimming</u> in your free time? Yes, I do. / No, I don't. I <u>go biking</u> .	ow, ou
	U3	病症	A. What's wrong? I have a <u>headache</u> . B. Does he / she have a <u>fever</u> ? Yes, he / she does. No, he / she doesn't. He / She has a <u>stomachache</u> .	er, ir, ur
	U4 文化	地點 (一) 與顏色相關的節慶	A. Is there a <u>bus stop</u> nearby? Yes, there is. / No, there isn't. B. Where is the <u>train station</u> ? It's on <u>White Street</u> .	ar, or
9	U1	外貌	A. What does he look like? He has <u>short hair</u> . B. Does she have <u>short hair</u> ? Yes, she does. / No, she doesn't. She has <u>long hair</u> .	y (yard, baby, cry)
	U2	地點 (二)	A. Where is the <u>police station</u> ? It's <u>next to</u> the <u>museum</u> . B. Is the <u>sports center next to the museum</u> ? Yes, it is. / No, it's not. It's <u>across from</u> the <u>museum</u> .	i_e, ie, -y, igh
	U3	過去與現在	A. I was <u>young</u> before, but I am <u>old</u> now. B. They were <u>messy</u> before, but they are <u>neat</u> now.	kn, wr, mb
	U4 文化	日常活動 各國節慶	A. What did you do yesterday? I <u>visited a friend</u> yesterday. B. Did you <u>clean the room</u> last Friday? Yes, I did. / No, I didn't. I <u>watched a movie</u> .	-ed (called, cooked, landed)
10	U1	食物 (三)	A. What is the most famous food in <u>Japan</u> ? <u>Sushi</u> is the most famous food in <u>Japan</u> . B. Would you like to try some <u>sushi</u> ? Yes, I'd like some <u>sushi</u> . / No, thank you.	f, gh, ph
	U2	運動	A. What sports do you like to play? I like to play <u>basketball</u> . B. Do you like to play <u>baseball</u> ? Yes, I do. / No, I don't. I like to play <u>volleyball</u> .	ing, ong
	U3	計畫	A. What are you going to do <u>tomorrow</u> ? I'm going to <u>have a picnic</u> . B. Are you going to <u>have a picnic next weekend</u> ? Yes, I am. / No, I'm not. I'm going to <u>stay at home</u> .	air, are
	U4	職業 (二)	A. What do you want to be when you grow up? I want to be a <u>chef</u> . B. Do you want to be a <u>dentist</u> when you grow up? Yes, I do. / No, I don't. I want to be an <u>engineer</u> .	al, au, aw
	文化	各國節慶		

架構表

5  
8冊

9  
10冊

情境教學

CLIL教學

差異化教學

講義資源

數位資源

1

## 運用閱讀策略，強化資訊解讀能力

獨家

故事地圖

**Reading** Story Map

**A Listen and read.** (2)

I'm from Italy. My friend, Amy, is from Egypt. We're at the market. We want to buy some clothes. Look! This T-shirt is cool! There are some letters on it, but it's all Greek to me. I ask Amy about the letters. She says, "They are L-O-V-E in English."

\*clothes 衣服  
letter 字母

Question Words

**Reading** Listen and read.

It's Thursday. I'm making a potato pie for lunch in the kitchen. Victor and the kids come to help me. They are good helpers. Victor is washing the potatoes. Elsa is cutting the potatoes. Peter is laughing because he's cutting the onions. Oops! It's Harry, not Peter. They're like two peas in a pod.

**B Read and write.**

Who? Mrs. Morot

What? TV

Who? Harry

Where? Kitchen

排序

**Reading** Listen and read.

Dr. K, Victor, Peter, and I help Amy get back home. Now we're at the palace. We follow Amy to see her father, King Khufu. The soldiers are scary. Amy tells everyone, "Don't worry. You're under my umbrella!" On our way to see King Khufu, Peter finds a cellphone. He asks, "Whose cellphone is it?" Oh, it's my cellphone.

**C Number the sentences in the correct order from 1 to 5.**

Peter finds a cellphone.

They follow Amy to see King Khufu.

Dr. K, Victor, and the kids help Amy get back home.

It's Elsa's cellphone.

There are many scary soldiers at the palace.

**B Fill in the blanks.**

The Special T-shirt

<b>Characters</b> _____ and _____	<b>Place</b> _____ at the _____
<b>Problem</b> Peter finds a cool _____, but he can't read the _____ on it.	<b>Solution</b> Peter asks Amy for help. She tells Peter about the letters in _____.

### 閱讀策略動畫



閱讀小技巧

- 歸納
- 心智圖
- 故事地圖
- 排序
- 5 W 1 H
- 因果關係

## 閱讀前中後，引導思考與討論

① 閱讀前：故事引導

Unit 1 Answer the Questions

- Who comes to Dr. K's house?  
Peter, Harry, Elsa, and Lily come to Dr. K's house.
- What is in Dr. K's backyard?
- Do you like the magic tree?

② 閱讀中：故事閱讀

Do they like \_\_\_\_\_?  
他們喜歡\_\_\_\_\_嗎?

▲ 閱讀遮罩

③ 閱讀後：課文理解練習

Unit 2 Read and Choose

( ) 4. Does Victor like soda?  
(A) Yes, he does.  
(B) No, he doesn't.  
(C) We don't know.



# 由淺入深，培養閱讀自學力

## 主題式引導寫作，培養寫作能力

1 範文

A Read and fill in the blanks.

My name is Tony. I get up at 9:00 on weekends. I usually have a sandwich and milk for breakfast. After breakfast, I read books. I have lunch at 12:30. I like noodles and apples for lunch. In the afternoon, I go swimming with my friend. Then I have dinner with my family at 7:00.

2 閱讀理解

Tony's Weekend Schedule

09:00 AM \_\_\_\_\_  
09:30 AM read books  
\_\_\_\_\_ PM have lunch  
04:00 PM \_\_\_\_\_  
07:00 PM have dinner

B Create your schedule.

My Weekend Schedule

\_\_\_\_\_ get up  
\_\_\_\_\_ \_\_\_\_\_  
\_\_\_\_\_ have lunch  
\_\_\_\_\_ \_\_\_\_\_  
\_\_\_\_\_ have dinner

3 漸進式段落仿寫

C Write down your schedule.

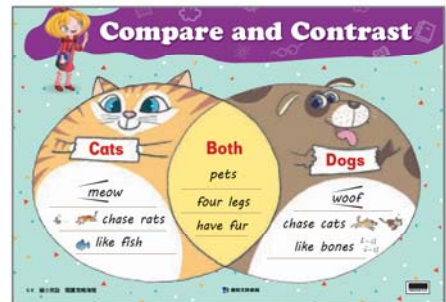

My name is \_\_\_\_\_ I get up at \_\_\_\_\_ on weekends. I usually have \_\_\_\_\_ for breakfast. After breakfast, I \_\_\_\_\_ I have lunch at \_\_\_\_\_. I like \_\_\_\_\_ and \_\_\_\_\_ for lunch. In the afternoon, I \_\_\_\_\_ with my \_\_\_\_\_. Then I have dinner with my family at \_\_\_\_\_.

Word Bank

- do my homework, listen to music, play sports, read books, surf the Internet, watch TV
- dumplings, fried chicken, French fries, noodles, pizza, rice, steak, hamburger, sandwich, pancakes, cereal, milk

◀ 日程表

## 閱讀策略祕笈包




6 大閱讀策略海報  
搭配 12 張學習單  
閱讀學習成效佳！



6 大閱讀策略

- I'm a Good Reader (閱讀態度)
- Question Words
- Sequence
- Story Map
- Compare and Contrast
- Cause and Effect



架構表

5 ~ 8 冊

9 ~ 10 冊

情境教學

CLIL 教學

差異化教學

講義資源

數位資源



## 整合學科知識，主題豐富多元

**自然** Unit 4

**Fun Time**

**Go to a Farm**

Tomatoes and cucumbers grow above the ground. Onions and carrots grow in the ground.

How about potatoes? Where do they grow? They grow in the ground.

**Find the Answers**

Where do they grow?

\*above 在……上面 ground 土地

**科學** Unit 3

**Fun Time**

**Days of the Week**

**社會人文** Unit 3

**Fun Time**

**Passports Around the World**

I'm from Taiwan. This is my passport. The cover is green. There is a sun on it. I can go around the world with it!

**Find the Answer On-line**

How many passport colors are there in the world?



**環境教育** Unit 4

**Fun Time**

**A New Life for an Old Cellphone**

Recycling old cellphones can save energy. There is gold, silver, and other metals inside a cellphone. We can reuse them and give them a new life.

**Think and Share**

Why do we need to recycle old cellphones?

\*energy 能源 gold 黃金 silver 銀 metal 金屬 inside 在……之中 reuse 重複使用 material 原料

### Fun Time 動畫

Vegetables are good for you.

## Discover 探索生活中的小常識



What do you see?



**Discover**

What is the combination of breakfast and lunch?

A brunch  
B supper

**Discover**

They're called \_\_\_\_\_.

A kiwis  
B lychees

**Discover**

Most countries use red, blue, and white on their flags. Do you know any one of these countries?

Canada the USA the UK Greece Italy Egypt Japan Taiwan



# 議題融入，豐富學習視野

## 任務導向教學，展現學習成果

**Final Review**

**Project**

### Rainbow Salad in a Jar

**★What You Need**

- yogurt and honey
- chopped tomato
- sliced carrot
- raisins
- chopped purple onion
- sliced cucumber
- chopped bell pepper

**★How to Make It**

1. Layer the fruits, vegetables, and raisins in the jar.
2. Shake before you eat.

*Now make your own salad!*

\*jar 罐子 yogurt 優格 honey 蜂蜜 chopped 剉碎的 sliced 切片的 raisins 葡萄乾 layer 疊疊 shake 搖

**獨家**

▲ 蔬果沙拉達人

**Final Review**

**Project**

### A Country Flip-Flap Book

**How to Make It?**

1. Fold the A3 paper along the dotted lines.
2. Draw or print out some pictures of the country. Introduce some facts of this country.
3. Paste the flaps to cover the pictures.

**★What You Need**

1. A3 paper
2. markers, scissors, and glue

**A Trip to Egypt**  
by Judy

Write the country's name and your name on the cover.

**Flag To**

Location	Must See	Must Eat
Language	Fruit	Festival
Sport		

\*Flag-flap book 旗幟書 introduce 介紹 fact 事實, 資料 flip 翻

\*Egyptian 古埃及的 Sphinx 獅身人面像 Arabic 阿拉伯的 cactus pear 仙人掌果 Sharm El-Nessim 沙姆埃內西姆

▲ 國家翻翻書

## 數位小幫手 跨領域小書

### Book 5 健體：食物分類

Level 1 / Level 2

Grains	Meat, Poultry, Fish	Vegetables	Fruits	Dairy	Eggs and Nuts
--------	---------------------	------------	--------	-------	---------------

bread rice tofu eggs chicken pork cheese milk yogurt butter

nuts peanuts fish

### Book 6 社會：我的社區

Level 1 / Level 2 / Level 3

Where do you want to go?  
Click the place below.

Home

Where do you want to go?  
work walking

bank supermarket flower shop school

### Book 7 社會：各國服飾

My name is...  
I'm from Japan.  
I like sushi.

They're like Two Peas in a Pod

**Vocabulary**

Listen and say. /?/

bell pepper onions corns mushrooms potatoes

I need fun snacks.

What do you see?

It's a Piece of Cake

**Vocabulary**

Listen and say. /?/

I'm going to the ballade.

What can you get at the grocery store?  
What are the prices?  
How much does it cost?  
How much is it?

Listen and circle. /?/

It's All Greek to Me

**Vocabulary**

Listen and say. /?/

I'm from the U.K.

Most countries are... Listen and circle. /?/

Canada USA UK Germany Italy Japan Korea

Listen and circle. /?/

## 認識名人軼事，豐富學習層次

**Do You Know?**

**Sir Isaac Newton** (1642-1727)

The eggs are for your breakfast.

Thank you.

Science is fun. I can do my science work all day.

Stop! That's a watch!

★ 牛頓曾經因為不專注於思考，誤把自己的雞蛋當成雞蛋放到餅干中。  
\* stop 停止 science 科學 work 工作 all day 整天

▲ 牛頓

### 名人小動畫

That's a watch. 那是手錶。

**Do You Know?**

**Claude Monet** (1840-1926)

The light is dancing on the water.

Mr. Monet is painting.

◀ 莫內



**Do You Know?**

**Wolfgang Amadeus Mozart** (1756-1791)

I can play the violin and compose music.

I can play the piano very well.

He is a child genius of music!

★ 莫札特是史上最年輕的音樂家，六歲時莫札特已經可以彈奏五部路行四手。  
\* compose music 作曲 child genius 天才兒童

▲ 莫札特

**Do You Know?**

**Maria Skłodowska-Curie** (1867-1934)

Madame Curie is a great scientist. She is the first woman to win a Nobel Prize. She is also the first person to win two Nobel Prizes in different sciences.

Look at the bills. Can you see Madame Curie's face?

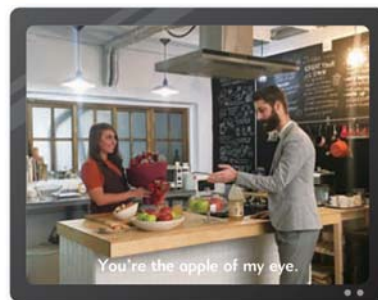
★ 居禮夫人的人格像曾出現在波蘭和法國的紙鈔上。  
\* first 第一 Nobel Prize 諾貝爾獎 person 人 different 不同的 bill 鈔票

▲ 居禮夫人

## 道地俚語輕鬆學



### 俚語小劇場



▲ 專業外師演出，沉浸於最道地的語用情境。



# 開拓視野，實踐文化理解力

## 探索各國文化特色

**Do You Know?**

**Afternoon Tea** (UK)

Let's have some tea and cake.

- cake 蛋糕
- scone 司康餅
- sandwich 三明治
- teapot 茶壺

**Dos and Don'ts**

- Don't drink tea from a spoon.
- Don't leave the spoon in the teacup.
- Start from the sandwiches.

▲ 英式下午茶

**Do You Know?**

**Polish Dumplings** (Poland)

I like Polish dumplings. They're yummy.

- blueberries 藍莓
- sugar 糖
- dough 麵皮

Here are some more flavors:

- cherry-flavored 櫻桃口味
- strawberry-flavored 草莓口味

★ 這盤水餃的餡料有各種口味，餃子皮則是用面粉做的，可作湯餃或煎餃。  
\*flavor 口味 cherry 櫻桃 strawberry 草莓

▲ 波蘭餃子

**Do You Know?**

**Margherita Pizza** (Italy)

There are basil, cheese, and tomato sauce on Margherita pizza. You can see green, white, and red on it. The pizza looks like the flag of Italy.

- tomato sauce
- basil
- cheese

I like pizza!

★ 披薩是義大利的代表菜，著名的瑪格麗塔披薩，呈現了該國國旗的顏色，三種顏色綠、白、紅。  
\*basil 羅勒

▲ 義大利披薩

## 多元主題認識世界

**Go Shopping on Black Friday!** (USA)

Black Friday is the day after Thanksgiving. People go shopping for Christmas gifts. There are many people shopping in the stores. Everyone is having fun.

Black Friday Sale Starts Now! 50% OFF Free Shipping!

APPAREL 25% OFF

TARGET

★ Black Friday (美國) 黑色星期五，Thanksgiving 感恩節之後。  
\*Have fun 玩得開心。 sale 減價出售。 50% off 五折。 free 免費。

**Red for Chinese New Year!** (China)

Happy Chinese New Year! How are you?

Great! Look at my red envelopes!

Lucky you!

Check out my new dress!

You look great in red!

Thank you.

Talk to you later.

See you.

- Book 5 ~ 8
- Food Festivals
  - Transportation Around the World
  - Hot Spots
  - Holidays and Colors

**The Great Pyramid of Giza** (Egypt)

The Great Pyramid of Giza is Khufu's tomb. It's very big and old.

The Great Sphinx is nearby. It has the body of a lion and the head of a man.

You can ride camels there.

★ the Great Pyramid of Giza 吉薩大金字塔 body 身體

**The Leaning Tower of Pisa** (Italy)

**Jenny's Blog**

**My Funny Photos**

The Leaning Tower of Pisa is in Italy. Every year, many people visit the tower. It has eight floors. Everyone likes to take funny photos at the tower. Look at my photos! Which one do you like?

★ the Leaning Tower of Pisa 比薩斜塔 every 每一 visit 參觀 floor 樓層 funny 有趣的

Fun 眼世界 培養國際觀



架構表

5 5 8 冊

9 5 10 冊

情境教學

CLIL 教學

差異化教學

講義資源

數位資源

## 跨領域題材，培養短文閱讀能力



**Fun Time**  
A Listen and read.

### The Amazing Human Body

Do you know that the human body is amazing? Let's learn some fun facts about it.

**1 Heart**  
Your heart sends blood throughout your body. It beats about one hundred thousand times a day, and it never rests.

**3 Hair**  
Your hair is very strong. One person's hair can hold the weight of two elephants.

**2 Mouth**  
Your mouth helps you eat and speak. It produces about one liter of saliva every day. Your saliva can fill two tubs a year.

**4 Bones**  
Your bones support your body and help you move. You are one centimeter taller in the morning than at night.

**B Read and choose.**

( ) 1. Your heart beats about \_\_\_\_\_ times a day.  
(A) 100,000 (B) 10,000 (C) 200,000

( ) 2. Miss Lin is 165 cm tall. Which one is true?  
(A) She's about 166 cm at night.  
(B) She's about 164 cm in the morning.  
(C) She's about 166 cm in the morning.

**Fun Time**  
A Listen and read.

### Creative Ways to Reuse Things

People make trash every day. We throw away too much trash. It's bad for the Earth. We can reuse something old to make something new, so we don't make too much trash.

**1** There is some waste paper. I can reuse it to make a notebook.

**3** My sister's birthday is next week. I can reuse a can to make a pencil holder for her.

**2** There are some plastic bottles. Mom likes flowers. I can reuse the plastic bottles to grow some flowers. They can be great planters for Mom.

**4** Some of my socks are missing. I can reuse the unmatched socks to make toy rabbits.

Can you think of other ways to reuse things? Share your ideas. Let's reuse more and make less trash!

**B Read and write.**

It was waste paper, but now it's a \_\_\_\_\_.

It was a can, but now it's a \_\_\_\_\_.

**Reusing Things**

They were plastic bottles, but now they're \_\_\_\_\_.

They were old socks, but now they're \_\_\_\_\_.

從文本提取  
關鍵資訊

運用圖表歸  
納文章重點

## 引導式寫作練習，按部就班易上手

**Writing**

**STEP 1**  
複習單字

**A Look and write.**

Jenny

Lisa

May

Annie

Mark

Bob

a ponytail \_\_\_\_\_

**STEP 3**  
段落仿寫

**B Look at Part A and answer.**

▶ What does Lisa look like?  
She \_\_\_\_\_

▶ Does Mark have long hair?  
\_\_\_\_\_

**C Read, draw, and write.**

This is my good friend, Kelly. She has long blond hair and blue eyes. She usually has a braid. She is very cute.

**Try It!**

This is my good friend, \_\_\_\_\_  
has \_\_\_\_\_  
and \_\_\_\_\_ eyes.  
usually has \_\_\_\_\_  
is very \_\_\_\_\_



# 專屬六年級學生，銜接國中最順暢

## 從單字到句型，逐步強化英語力

**短篇情境聽力練習**

**單字聽力練習**

**Vocabulary**

A Listen.

B Listen and repeat.

C Listen, find, and number.

**Sentence Pattern A**

A Listen and say.

What does he look like?

He	has short hair.
	has a crew cut.

B Practice.

What does he look like?  
No. 3.

He has short hair.

**Sentence Pattern B**

A Listen and say.

Does she have short hair?

Yes, she does.  
No, she doesn't. She has long hair.

B Draw a friend. Then ask and answer.

Does she have a braid? No, she doesn't.  
Does she have long hair? Yes, she does.

**Grammar Tip!**

I	have	short hair.	He	has	short hair.
You			She		
They					

**Sentence Practice**

A Look, circle, and match.

More Words  
Hair Color: black, blond, brown, gray, red  
Eye Color: blue, brown, green

He has short black hair and brown eyes.  
She has long blue eyes.  
She has curly hair and green eyes.  
She has a braid and green eyes.

B Read and write the names.

Hello, I'm Bella. I have three friends at school.  
Cathy is my classmate. She has a ponytail. She has brown hair and green eyes.  
Ken is Cathy's brother. He has short black hair and brown eyes.  
Sandy is my best friend. She has long straight hair and brown eyes.

C Read Part B and answer.

What does Bella look like?  
She

Does Ken have short curly hair?

口語練習

句型統整  
進階練習

螺旋舊單字  
延伸新單字

文法重點整理

## 習作：閱讀素養題型，強化邏輯思考

**改版**

Listen and fill in. Then read and write the place names.

< Billy

Peter, it's five o'clock. You're late. Where are you?  
I'm lost. I can't find the museum.

The museum is <sup>(1)</sup> \_\_\_\_\_ the convenience store.

Is the convenience store across from the <sup>(2)</sup> \_\_\_\_\_?

No, it's not. It's <sup>(3)</sup> \_\_\_\_\_ the police station.

I can see the police station now.

Okay. Now I'm near the department store.  
It's across from the museum.

Great! I can see you now, Peter.

<sup>(1)</sup> is the \_\_\_\_\_.

<sup>(2)</sup> is the \_\_\_\_\_.

Listen and fill in. Then read and answer the question.

Betty's grandpa was sick. Her mom visited Grandpa last Sunday. Betty and her sister, Cindy, helped do the chores. Betty cleaned the room. <sup>(1)</sup> \_\_\_\_\_ and cooked dinner. Cindy <sup>(2)</sup> \_\_\_\_\_ walked the dog, and cleaned the room. After Betty and Cindy finished the chores, they <sup>(3)</sup> \_\_\_\_\_ together. Betty's mom was very happy when she was back home. She kissed the two helpers and gave them big hugs.

What did Betty and Cindy do last Sunday?

Betty \_\_\_\_\_

Cindy \_\_\_\_\_

They both \_\_\_\_\_ and \_\_\_\_\_

▲地圖識別

▲歸納異同



架構表

5~8冊

9~10冊

情境教學

CLIL教學

差異化教學

講義資源

數位資源



## 六大主題情境任務

教室

公園

超市

動物園

餐廳

街道

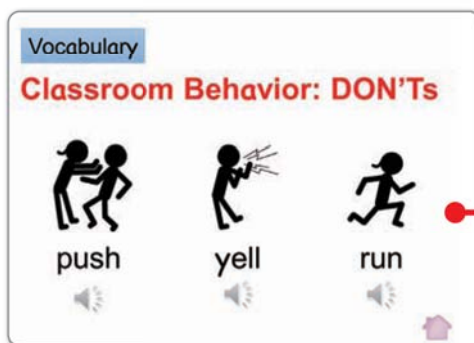
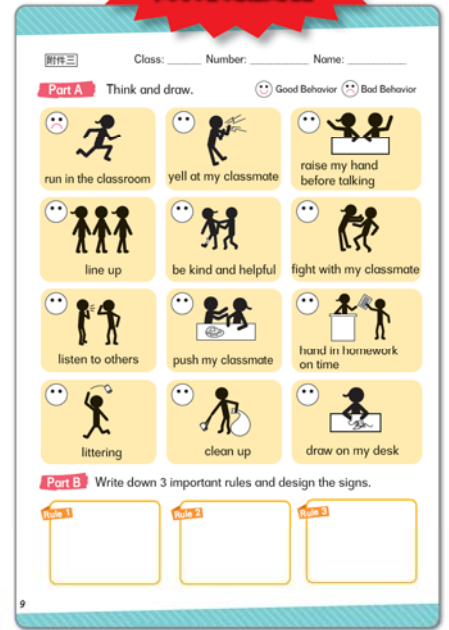
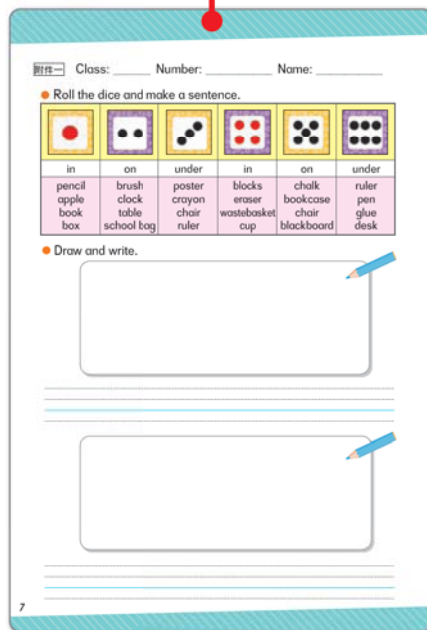
透過真實情境的跨領域學習任務，將知識能力實際運用在生活中。



教學海報

學習單

Task 成果總結



教學 PPT



# 情境任務 × 脈絡化學習，培養帶得走的能力

## 教案示例

### 第一節





#### Warm-up

請學生腦力激盪，用學過的英語說出教室內常見物品。

#### Presentation

1. 將海報張貼於黑板上。
2. 帶學生跟讀海報上的單字。
3. 支援前線遊戲：
  - 將全班分成 6 組，每組 4~5 人。
  - 各小組須聽教師的指令：I need three (數量) pencils (物品)，蒐集教師需要的物品，完成後舉手說：Done!
  - 教師清點各組物品與數量。
4. 帶學生跟讀海報上的會話 There is an eraser on the floor. Is that yours?，並與學生做問答練習。

#### Activity

1. 請學生兩人一組，發下  和骰子一顆。
2. 學生 A 擲骰子，根據骰子點數和對應的欄位，用指定的介系詞和物品造句，如：，There is a pencil in the box. 學生 B 則按照 A 所說句子，在  畫出物品與位置圖，並完成句子書寫。
3. 換學生 B 擲骰子。依此類推，完成 。

#### Wrap-up

帶學生吟唱 Where Is It? 韻文 <https://cutt.ly/GrM4lo0>

### 第二節



#### Warm-up

播放 Rainbow Color Song 影片 <https://cutt.ly/crM43VE>

#### Presentation

1. 教師詢問學生在影片中看到、聽到什麼物品，各是什麼顏色，引導學生說出 I see a red apple.
2. 教師利用教室內的物品，引導學生說出 There is a blue eraser in / on / under the box.

#### Activity

1. 教師將學生分組，每組 4~5 人，發下一張 。
2. 請各組學生將  格子裡的物品隨機著色。
3. 完成後，教師發給每組一顆骰子、每人 4~5 個花片。
4. 學生擲骰子，依骰子點數前進，用英語說出該格圖片的句子，如：There are two yellow pencils in the pencil case. 正確說出，則可放一片花片於格子中，若該格子中已有他人的花片，則可將他人的花片拿走。若說錯，則要退回原來的位。
5. 活動結束時，桌遊板上花片數量最多者，就是贏家。

#### Wrap-up

複習 Rainbow Color Song。

### 第三節

#### Warm-up

1. 教師播放 No, David! 影片 <https://cutt.ly/6rM4CK2>
2. 教師提出，這些都是在「家裡」不該做的事，那麼在學校呢？





#### Presentation

1. 教師張貼教室常規海報。
2. 請自願的學生上台念一念海報上的內容。
3. 教師可利用教學 PPT 帶領學生認讀 Dos and Don'ts 的行為。

#### Discussion

1. 教師帶領學生閱讀教室常規海報。
2. 將學生分為 4~6 組，討論自己最不能接受哪三種 Don'ts 的行為。
3. 教師可依學生程度，印出圖片或句子以便學生進行討論與票選。

#### Activity

1. 發下 。請學生將  的各種 classroom behaviors 畫出  或  的圖示。
2. 教師與全班討論答案。

#### Wrap-up



請學生選三個自己覺得最重要的 Classroom Rules，並設計專屬標示。如：Don't litter. 

### 第四節


#### Warm-up

教師抽籤，請學生上台分享一個自己覺得最重要的 Classroom Rule。

#### Discussion

1. 教師將學生分為 6 組，並發給各組一張 。
2. 請學生討論該組覺得最重要的三個 Dos 和 Don'ts，並寫在  Part A 欄位。
3. 請各組代表上台分享。

#### Production

1. 教師統計 Dos 和 Don'ts 得票數最高的前三名。
2. 教師告訴全班學生，這 6 個 Classroom Rules 是經由全班共同討論，票選出來的班級公約。
3. 教師指派各組負責設計一個 Classroom Rule 的圖示，請各組學生畫在  的 Part B 欄位。
4. 各組完成設計之後上台分享，並將設計的圖示貼在壁報紙上。

#### Wrap-up

1. 全班完成上台報告與張貼設計圖之後，壁報紙就是全班公約的成果展現。
2. 教師可將壁報紙張貼於教室一角，適時提醒學生確實遵守。



《Handa's Surprise》

- 主題: Fruits
- 跨領域: 自然・社會
- 議題融入: 國際教育

《Today Is Monday》

- 主題: Days of the Week
- 跨領域: 數學・健體
- 議題融入: 家庭教育



《This Is the Way We Go to School》

- 主題: Transportation
- 跨領域: 社會
- 議題融入: 國際教育

《Once Upon a Time ... Online》

- 主題: Activities
- 跨領域: 綜合活動
- 議題融入: 科技教育



《I Will Never Not Ever Eat a Tomato》

- 主題: Food
- 跨領域: 健體
- 議題融入: 閱讀素養

《If the World Were a Village: A Book About the World's People》

- 主題: Countries
- 跨領域: 數學・社會
- 議題融入: 國際教育



《Joseph Had a Little Overcoat》

- 主題: Clothes
- 跨領域: 綜合活動
- 議題融入: 國際教育

《How Do Dinosaurs Get Well Soon?》

- 主題: Sickness
- 跨領域: 健體
- 議題融入: 閱讀素養



《I Love My Hair》

- 主題: Appearance
- 跨領域: 社會
- 議題融入: 性別平等教育

《The Giving Tree》

- 主題: Before and Now
- 跨領域: 數學・綜合
- 議題融入: 生命教育



《Chicks and Salsa》

- 主題: Food
- 跨領域: 綜合
- 議題融入: 國際教育

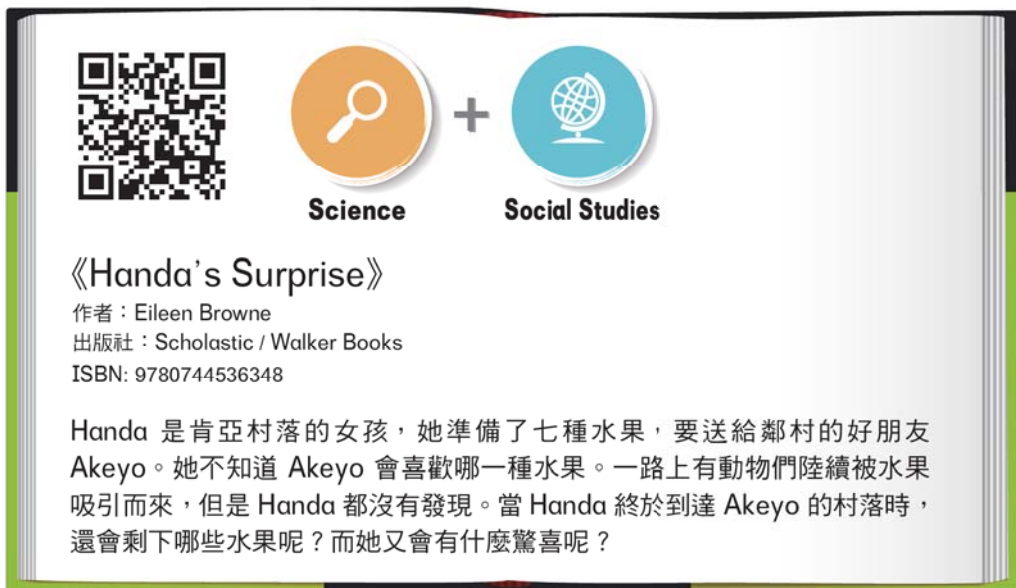
《Shark Lady: The True Story of How Eugenie Clark Became the Ocean's Most Fearless Scientist》

- 主題: Occupations
- 跨領域: 綜合
- 議題融入: 性別平等教育  
生涯規畫教育



# 繪本 × 跨領域 × 議題融入，玩出跨界學習力

## 繪本教案、有聲 PPT、分級學習單，All in One



### 《Handa's Surprise》

作者：Eileen Browne  
出版社：Scholastic / Walker Books  
ISBN: 9780744536348

Handa 是肯亞村落的女孩，她準備了七種水果，要送給鄰村的好朋友 Akeyo。她不知道 Akeyo 會喜歡哪一種水果。一路上有動物們陸續被水果吸引而來，但是 Handa 都沒有發現。當 Handa 終於到達 Akeyo 的村落時，還會剩下哪些水果呢？而她又會有什麼驚喜呢？



架構表

5 ~ 8 冊

9 ~ 10 冊

情境教學

CLIL 教學

差異化教學

講義資源

數位資源

### 活動教案

#### 英語學習主題

Fruits

#### 英語領域學習表現

- ◎ 1-III-3 能聽辨句子的語調。
- ◎ 1-III-4 能聽辨課堂中所學的片語、句子及其重音。
- ◎ 1-III-5 能聽辨句子的節奏。
- ◎ 1-III-6 能聽懂課堂中所學的字詞。
- ◎ 1-III-8 能聽懂簡易的日常生活用語。
- ◎ 1-III-9 能聽懂簡易句型的句子。
- 1-III-10 能聽懂簡易的日常生活對話。
- ◎ 2-III-2 能說出課堂中所學的字詞。
- ◎ 2-III-6 能使用簡易的日常生活用語。
- 2-III-7 能作簡易的回答和描述。
- ◎ 2-III-9 能以正確發音及適切語調說出簡易句型的句子。
- ◎ 3-III-4 能看懂課堂中所學的句子。
- 3-III-5 能看懂課堂中所學的簡易對話。
- 3-III-6 能看懂課堂中所學的簡易短文之主要內容。
- \* 3-III-7 能看懂繪本故事的主要內容。

#### 跨領域學習表現

- 自然** ah-III-1 利用科學知識理解日常生活觀察到的現象。
- 社會** 2b-III-1 體認人們對社會事物與環境有不同的認知、感受、意見與表現方式，並加以尊重。
- 2b-III-2 理解不同文化特色，欣賞並尊重文化多樣性。

#### 英語領域學習內容

- ◎ Ac-III-3 簡易的生活用語。
- Ac-III-4 國小階段所學字詞。

#### Vocabulary

- ripe red mango
- spiky-leaved
- creamy green

### 有聲教學 PPT

#### Sentence

Will she like the creamy green avocado?



#### 跨領域學習內容

- 自然** INb-III-1 物質有不同的結構與功能。
- 社會** Bb-III-1 自然與人文的交互影響，造成生活空間型態的差異與多元。

#### 議題融入

- 國際教育** 國 E1 了解我國與世界其他國家的文化特質。
- 國 E2 表現具國際視野的本土文化認同。

#### 學習目標

- | 第一節               | 第二節              |
|-------------------|------------------|
| 1. 能認識 8 種水果的名稱。  | 1. 能依照故事和圖片找出答案。 |
| 2. 能用將水果分類。       | 2. 能用英語參與討論和互動。  |
| 3. 能寫出不同類別水果的特徵。  | 3. 能完成國家對比的學習單。  |
| 4. 能夠專心聆聽故事並理解大意。 | 4. 能觀賞影片並大致理解內容。 |
| 5. 能小組合作，進行水果猜謎。  | 5. 能用英語表達自己的想法。  |
| 6. 能套用句型進行問答。     | 6. 能套用句型進行問答。    |

#### 主題單字

banana, guava, orange, mango, pineapple, avocado, passion fruit, tangerine

### 分級學習單

Handa lives in \_\_\_\_\_ I live in \_\_\_\_\_ Name: \_\_\_\_\_

Description	Fruit	Size	Skin	Outside	Inside	Others
with yellow	banana	medium	smooth	yellow	white	soft



提供多樣化活動，  
差異化教學易上手

## 單字句型篇

• 搭配基礎、中階、進階不同  
程度學習單  
• 題型豐富，多元練習效果好

**Unit 1 Worksheet A**

### Word Search

小朋友，請找一找水果的英文名稱，並圈出來。

p	o	r	a	n	g	e	n
e	p	e	p	t	n	x	t
a	p	a	p	a	y	a	n
r	q	w	l	a	h	a	n
w	a	t	e	r	m	e	l
c	e	t	g	r	a	p	e

apple      banana      grape  
papaya      pear      watermelon

**Unit 1 Worksheet B**

### Fruit Pyramid

小朋友，請在左側單字前加上 a 或 an，並依照單字的長短，由下往上置中堆疊成一個金字塔。

Let's Make A Fruit Pyramid

w	a	t	e	r	m		

apple  
banana  
grape  
orange  
papaya  
pear  
watermelon

**Unit 1 Worksheet C**

### Information Gap

小朋友，請與你的夥伴進行問答，完成自己的表格。

★ Find the missing answers from your partner.

Name	Tim	Ben	Amy	Sandy	Mike
Fruit	watermelons		apples		bananas

What does \_\_\_\_\_ like? He / She likes \_\_\_\_\_.  
What do \_\_\_\_\_ like? They like \_\_\_\_\_.

★ Find the missing answers from your partner.

Name	Tim	Ben	Amy	Sandy	Mike
Fruit		grapes		oranges	

Name	Bill	Kate	Jill	Tom & Ann	Joe & Lily
Fruit	papayas		mangoes		peaches

What does \_\_\_\_\_ like? He / She likes \_\_\_\_\_.  
What do \_\_\_\_\_ like? They like \_\_\_\_\_.



# 提供完整單字、句型、閱讀教學教案

## 閱讀篇

搭配三種不同程度的學習單，  
練習多元有成效

延伸內容強調實際運用

**Unit 1 Worksheet A**  
Look, Read, and Check

**Unit 1 Worksheet B**  
Read and Choose

The kids are at Dr. K's house. They are so excited. There's a magic tree in the backyard. There are apples, bananas, papayas, pears, grapes, and oranges on the tree. Everyone talks about the fruits they like. Dr. K likes grapes and apples, but she doesn't like oranges. Elsa likes apples, bananas, and pears, but she doesn't like grapes. Harry likes papayas, apples, and oranges, but he doesn't like pears.

\*backyard 後院

1. ( ) Where are they?  
(A) They're in the park.  
(B) They're at Elsa's house.  
(C) They're in the backyard.

2. ( ) Dr. K doesn't like \_\_\_\_\_.  
(A) oranges  
(B) grapes  
(C) pears

3. ( ) There are no \_\_\_\_\_ on the magic tree.  
(A) grapes  
(B) watermelons  
(C) papayas

4. ( ) What fruit do Dr. K, Elsa, and Harry like?  
(A) They like apples.  
(B) They like oranges.  
(C) They like pears.

**Unit 1 Worksheet C**  
How to Make Fruit Salad?

Do you like fruit salad? Let's make fruit salad.

**YOU NEED:**  
Some yogurt  
One banana  
One orange  
One kiwi  
One apple  
One guava  
Some raisins

**STEPS:**  
1. Wash all the fruit.  
2. Peel the banana, orange, and kiwi.  
3. Cut up all the fruit.  
4. Mix all the fruit in a big bowl.  
5. Add some yogurt on the top of the fruit.  
6. Add some raisins.

\* yogurt 優格 kiwi 奇異果 raisin 葡萄乾 step 步驟 peel 剝 add 加

**Look and Number**

## 閱讀即時通，提供更多閱讀練習題型



**Personal Characteristics** ★★★★★

### My Uncle and Aunt

They are my uncle and aunt.  
My uncle is not strong. 1 is thin. His mouth is big and his eyes 2 small. He is a teacher. He can draw and swim.

My aunt is not short. 3 is tall. 4 nose is small and her ears are big. She 5 a nurse. She can dance and sing.

**Cloze**

( ) 1. (A) He (B) She (C) It  
( ) 2. (A) were (B) is (C) are  
( ) 3. (A) It (B) She (C) He  
( ) 4. (A) His (B) Her (C) His  
( ) 5. (A) is (B) are (C) is

**School** ★★★★★

### Weekly Schedule

Sally's Schedule				
	Monday	Tuesday	Wednesday	Thursday
1	Math	English	Science	Chinese
2	English	Chinese	Science	Social Studies
3	Music	PE	Music	Art
4	Chinese	Computer	Social Studies	Art

David's Schedule				
	Monday	Tuesday	Wednesday	Thursday
1	Math	English	Chinese	Science
2	Computer	Chinese	English	Science
3	Social Studies	PE	PE	English
4	English	Music	Math	Social Studies

\*schedule 時間表

**Read and Answer**

1. What subjects does Sally have on Wednesday?  
\_\_\_\_\_

2. What subject do Sally and David both like?  
\_\_\_\_\_

3. Do Sally and David like science?  
\_\_\_\_\_

**Food & Drink, Health** ★★★★★

### Doctor Online

Poor Jessica  
jessicaisgood@tps.tl.kn.com

Poor Jessica says:  
Please help me. I'm sick. Can I eat some apples? How about drinking juice or hot chocolate?

**Doctor William Says:**  
When you have a fever, you can eat apples, but you can't eat ice cream. When you have a headache, you can drink hot coffee or tea, but you can't drink iced tea or coffee. When you have a sore throat, you can drink warm water, but you can't eat hot chocolate. Get well soon!

Thank you. ^\_^

\*online 線上的 get well 康復

**Read and Choose**

( ) 1. Who is sick?  
(A) Jerry. (B) Jessica. (C) William.

( ) 2. Cindy has a headache. What can she drink?  
(A) Iced coffee. (B) Hot tea. (C) Iced tea.

( ) 3. You can eat \_\_\_\_\_ when you have a fever.  
(A) ice cream (B) oranges (C) apples

架構表

5~8冊

9~10冊


情境教學

CLIL教學

差異化教學

講義資源

數位資源



## Unit 1 sh ch

### Tips for the Sounds

sh	ch
子音，有氣無聲（聲帶不會震動）	子音，有氣無聲（聲帶不會震動）
嘴脣：小而圓，向外突出。	嘴脣：小而圓，向外突出。
舌頭：平放。	舌頭：平放。
聲音：用力送出口中的氣息，像「嘘」的聲音。	聲音：用力發出聲音，像「去」的聲音。

### Words for the Sounds

sh	ch
share	chair
ship	chip
shop	chop

補充發音例字

sh	ch
cash	catch
wash	watch
wish	witch

### Fun with the Sounds

sh are → share    c ash → cash  
 sh ip → ship      w ash → wash  
 sh op → shop      w ish → wish

ch air → chair      c atch → catch  
 ch ip → chip      w atch → watch  
 ch op → chop      w itch → witch

充分拼讀練習

### Let's Chant

I see a sheep  
 On the sinking ship.  
 I wish I can save the sheep on the ship.

There is a witch.  
 Her dog's name is Rich.  
 Rich can catch a ball and give it to the witch.

韻文練習  
 強化語感

### Let's Practice

- A. Listen and Write 仔細聽，將 sh 或 ch 填入空格中。
1. \_\_\_ ip    2. \_\_\_ op    3. wi \_\_\_    4. cat \_\_\_
- B. Listen and Circle 仔細聽，圈出正確的單字。
1. chip    ship      2. cash    catch  
 3. chair    share    4. wash    watch  
 5. chin    shin      6. wish    witch

### C. Listen, Copy and Match

仔細聽，將單字依序填入空格中。  
 正確的圖片。

chip    chop    share    shop    wash    witch

1. \_\_\_\_\_  
 2. \_\_\_\_\_  
 3. \_\_\_\_\_  
 4. \_\_\_\_\_  
 5. \_\_\_\_\_  
 6. \_\_\_\_\_

充分聽力練習

### D. Listen and Fill In

- 仔細聽，將單字填入正確的空格中。
- cash    chair    shop    watch
1. Do you like the \_\_\_\_\_ ?  
 2. I want to pay in \_\_\_\_\_ .  
 3. I see a beautiful \_\_\_\_\_ in the \_\_\_\_\_ .



# 基礎扎根講義 提供基礎單字句型練習

架構表

5 ~ 8 冊

9 ~ 10 冊

情境教學

CLIL 教學

差異化教學

講義資源

數位資源



書寫練習  
加深印象

### Unit 1 You Are the Apple of My Eye

#### Vocabulary

蘋果 (複數)  
apples \_\_\_\_\_  
apple 是母音開頭，「一蘋果」的說法為 an apple。

香蕉 (複數)  
bananas \_\_\_\_\_

葡萄 (複數)  
grapes \_\_\_\_\_

柳橙 (複數)  
oranges \_\_\_\_\_  
orange 是母音開頭，「一柳橙」的說法為 an orange。

木瓜 (複數)  
papayas \_\_\_\_\_

梨子 (複數)  
pears \_\_\_\_\_

西瓜 (複數)  
watermelons \_\_\_\_\_

### Let's Practice 1

請依據圖片圈出正確單字，並將單字寫一次。

1 apples bananas grapes

2 oranges papayas grapes

3 pears papayas apples

4 watermelons pears grapes

5 papayas apples oranges

6 oranges bananas grapes

提供兩回  
單字學習單

題型豐富多元

### Let's Practice 2

請依據單字或圖片提示，選出正確的答案。

1 ( ) apples  
(A) (B) (C)

2 ( ) pears  
(A) (B) (C)

3 ( ) watermelons  
(A) (B) (C)

4 ( )  
(A) a orange (B) an orange (C) oranges

5 ( )  
(A) grapes (B) bananas (C) a banana

6 ( )  
(A) a pear (B) papayas (C) a papaya

### Sentence Patterns

A Do they like oranges? 他們喜歡橙嗎?  
Yes, they do. 是的，他們喜歡。  
No, they don't. 不，他們不喜歡。  
為問對方喜歡的物品，若為可數名詞，要用複數表示物品的總數，don't 為 do not 的縮寫。

B Does he / she like apples? 他 / 她喜歡蘋果嗎?  
Yes, he / she does. 是的，他 / 她喜歡。  
No, he / she doesn't. 不，他 / 她不喜歡。  
主詞為第三人稱單數的疑問句，助動詞用 does，doesn't 為 does not 的縮寫。

#### Let's Practice

請依據下列表格，完成句子。


1 \_\_\_\_\_ Peter and Lisa like papayas?  
Yes, \_\_\_\_\_.

2 \_\_\_\_\_ Susan like grapes?  
\_\_\_\_\_, \_\_\_\_\_.

句型解說

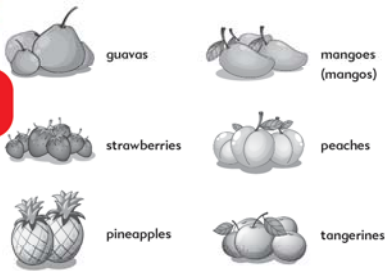
句型活用練習



## Unit 1 You Are the Apple of My Eye

### Let's Learn

- A** Do you have peaches?  
Yes, I do.  
No, I don't.
- B** Does he / she have guavas?  
Yes, he / she does.      don't = do not  
No, he / she doesn't.      doesn't = does not



延伸單字與句型

整合單字與句型的學習單

### Challenge Time

#### Look and Write

- Do you have ? Yes, I do.
- Do you have ?
- Do you have ?
- Do you have ?
- Do you have ? No, I don't.
- Do you have ?
- Do you have ?



### Grammar Focus

名詞的複數變化：

+ s	guava	→ guavas
	pineapple	→ pineapples
	tangerine	→ tangerines
	mango	→ mangos
+ es	mango	→ mangoes
	peach	→ peaches
去 y + ies	strawberry	→ strawberries

\*mango 的複數變化有兩種：mangos、mangoes

#### Look and Write

- Do you have \_\_\_\_\_?  
Yes, I \_\_\_\_\_.
- Does Sandy have \_\_\_\_\_?  
No, she \_\_\_\_\_.
- We don't have \_\_\_\_\_,  
but we have \_\_\_\_\_.
- Does Mike have \_\_\_\_\_?  
\_\_\_\_\_.
- Do they have \_\_\_\_\_?  
\_\_\_\_\_.

文法統整表格

多元題材練習

### Reading

Gina: Excuse me. Do you have mangoes?  
Owner: Yes, we do. Here are the mangoes.  
They're big and sweet.

Gina: Great! I want two mangoes. Do you have strawberries?  
Owner: Sorry, we don't have strawberries.  
How about peaches? They're fresh.

Gina: No, thanks. I don't like peaches.  
Owner: We also have pineapples. They're sweet.  
Do you want to try some?  
Gina: Yes, I do. Please give me a pineapple.

\*owner 老闆 fresh 新鮮的

#### Read and Choose

- Does the owner have strawberries?  
(A) Yes, he does. (B) No, he doesn't. (C) We don't know.
- Does the owner have mangoes?  
(A) Yes, he does. (B) No, he doesn't. (C) We don't know.
- Does Gina like peaches?  
(A) Yes, she does. (B) No, she doesn't. (C) No, she likes peaches.
- What does Gina want?  
(A) Two pineapples and a mango. (B) A peach and two pineapples.  
(C) Two mangoes and a pineapple.
- Which one is NOT true?  
(A) The owner has pineapples. (B) The mangoes are big and sweet.  
(C) Gina likes peaches.



# 六升七銜接講義 建構語法和 KK 音標

架構表

5, 8 冊

9, 10 冊

情境教學


CLIL 教學

差異化教學

講義資源

數位資源

19



KK 音標  
搭配發音位置圖示

## 發音練習

● 母音

單母音: [i] [ɪ] [e] [æ] [ɜ:] [o] [ʊ] [ɔ:] [ɑ:] [ɒ] [ɔ:] [ɜ:] [ɪ]

雙母音: [aɪ] [aʊ] [ɔɪ]

讀音	發音位置	發音練習
[i]		bee [bi:] meat [mi:t] read [ri:d] police [pə'li:s] she [ʃi:] week [wi:k] She reads a book every week.
[ɪ]		big [bɪɡ] gift [ɡɪft] is [ɪz] lazy ['leɪzi] pig [pɪɡ] sit [sɪt] It is a big lazy pig.
[e]		eight [eɪt] mail [meɪl] late [leɪt] name [neɪm] May [meɪ] sale [seɪl] Her name is May.
[æ]		bed [bed] desk [desk] pet [pet] sell [sel] The bear is eating a...
[ʌ]		ant [ænt] bad [bæd] fat [fæt] rabbit ['ræbɪt] This rabbit is bad at...
[u]		blue [blu:] do [du:] room [ru:m] too [tu:] There is no food or...
[ʊ]		book [bʊk] cook [kʊk] look [lʊk] push [pʊʃ] This book looks ve...

充分音標練習

## 生活小圖

依單字發音選出正確的音標，並將代號填在括號中

1. ( )  
vest [vɛst]  
(A) f (B) v (C) h
2. ( )  
girl [gɜ:rl]  
(A) k (B) g (C) l
3. ( )  
panda ['pænd]  
(A) ɔ (B) ʌ (C) ɔ
4. ( )  
nurse [nɜ:s]  
(A) ɔ (B) ɜ (C) ɔ
5. ( )  
brothers ['brʌθəz]  
(A) ɒ (B) s (C) ɒ
6. ( )  
hat [hæt]  
(A) f (B) w (C) h
7. ( )  
school [sku:l]  
(A) k (B) g (C) f
8. ( )  
ruler ['ru:l]  
(A) ɔ (B) ɜ (C) ɜ
9. ( )  
kite [kaɪt]  
(A) ai (B) ɔ (C) au

單字依主題分類，  
方便複習

## Unit 9 動詞、介系詞、指示代名詞

● 字彙

★ 動詞

1. have [hæv] 有	7. see [si:] 看
2. dance [dæns] 跳舞	8. sing [sɪŋ] 唱歌
3. draw [drɔ:] 畫畫	9. walk [wɔ:k] 走路
4. like [laɪk] 喜歡	10. want [wɔnt] 想要
5. play [pleɪ] 玩	11. write [raɪt] 寫
6. read [ri:d] 讀	

★ 介系詞

1. at [æt] 在……(位置、地點)	3. on [ɒn] 在……上面
2. in [ɪn] 在……裡面	4. under [ˈʌndə] 在……下面

★ 指示代名詞

1. this [ðɪs] 這	3. these [ði:z] 這些
2. that [ðæt] 那	4. those [ðo:z] 那些

多元題材練習

## 生活小圖

一、依提示圈出正確的图片

- cat
- pig
- fish
- happy
- bus
- taxi

二、依圖示寫出正確的單字

- 
- 
- 
- 
- 
- 

三、配合題 (依句意填入適當的圖片代號)

A.	B.	C.
D.	E.	F.

- The big bear is in the zoo.
- Gina goes to school by bus.
- The girls are singing. They are happy.
- We can take the train to Kaohsiung.
- The monkey is eating a banana.
- I have a dog. Its name is Lucky.



## 英語核心素養從應用分析與問題解決能力中養成

**Follow Me 5 Unit 4 They're like Two Peas in a Pod**

Class: \_\_\_\_\_ Number: \_\_\_\_\_ Name: \_\_\_\_\_

Read and answer the questions

	What It Does	Where To Get It
Vitamin A	It protects our Eyes. It is good for our skin.	sweet potatoes, carrots, papayas
Vitamin B	It is good for our memory. It can give us energy.	chicken, cheese, bananas, rice, potatoes.
Vitamin C	It makes our blood healthy. It is good for our brain, too.	bell peppers, onions, cucumbers
Vitamin D	It makes our bones strong.	mushrooms, milk
Vitamin E	It is good for our hair.	mangos, almonds, peanuts

I'm a super model. I have a big show this month. I want my skin and hair to be perfect. What root vegetables and fruits should I eat?

Vitamin A is great for the skin. You can try some \_\_\_\_\_ and \_\_\_\_\_. Vitamin E makes your hair shiny, so eat some \_\_\_\_\_.

I'm a student. I want to be taller. I have an important test this Tuesday. I want my brain stays sharp. What should I eat?

Eat more \_\_\_\_\_ and drink more \_\_\_\_\_. They are good for your bones. Some foods make you smart. They are \_\_\_\_\_ and \_\_\_\_\_.

\* brain 腦袋 stay sharp 保持最好的狀態 root vegetable 根莖類蔬菜 perfect 完美的

**康軒文教事業**      國小英語 Follow Me 5 素養學習單

情境脈絡學習，  
強化資訊整合及  
分析能力，同時  
提升閱讀力。



**Follow Me 5 Unit 1 You Are the Apple of My Eye**

Class: \_\_\_\_\_ Number: \_\_\_\_\_ Name: \_\_\_\_\_

Complete the chart, and answer the questions.

Hello, I'm Sam. I'm ten years old. I like grapes, oranges, papayas, and watermelons. They're juicy and sweet. I don't like bananas. They're not juicy.

Hi! My name is Nina. I'm eleven years old. I like apples, bananas, pears, and watermelons. I don't like grapes and oranges.

Sam			○			
Nina				X		

- Does Sam like papayas? \_\_\_\_\_
- Does Nina like grapes? \_\_\_\_\_
- Do you like apples? Why or why not? \_\_\_\_\_

**康軒文教事業**      國小英語 Follow Me 5 素養學習單

**Follow Me 5 Unit 2 This Is My Cup of Tea**

Class: \_\_\_\_\_ Number: \_\_\_\_\_ Name: \_\_\_\_\_

Complete the bar chart, and answer the questions.

Harry — coffee	Fred — tea	Tony — lemonade	Emily — lemonade
Lisa — juice	Nate — soda	Sherry — milk	Sean — juice
Cathy — milk	Jessie — water	Ann — juice	Cindy — lemonade
Zey — juice	Eve — coffee	Mike — tea	Karen — juice

**Popular Drinks**

- What do Tony and Emily want to drink? \_\_\_\_\_
- What does Cathy want to drink? \_\_\_\_\_
- Which drink is the most popular one? \_\_\_\_\_

**康軒文教事業**      國小英語 Follow Me 5 素養學習單

**Follow Me 5 Unit 3 It's Not My Day!**

Class: \_\_\_\_\_ Number: \_\_\_\_\_ Name: \_\_\_\_\_

This is the weather forecast of next week.

12/6	12/7	12/8	12/9	12/10	12/11	12/12
Sun.	Tue.	Wed.	Thur.	Fri.	Sat.	

This is Jason's plan for next week.

12/6	12/7	12/8	12/9	12/10	12/11	12/12
Sun.	Tue.	Wed.	Thur.	Fri.	Sat.	

- The weather forecast says it will be \_\_\_\_\_ on Friday.
- It's rainy today. What day is today? \_\_\_\_\_
- What is Jason going to do on Friday? \_\_\_\_\_
- What is Jason going to do on Wednesday? \_\_\_\_\_
- What do you like to do on sunny days? \_\_\_\_\_

**康軒文教事業**      國小英語 Follow Me 5 素養學習單



## 線上學習專區

### 康軒師生平台



課堂討論、回家作業、課堂檢討、線上測驗一應俱全。最直覺好用的線上派題系統！

### 出題高手



線上線下混和教學，方便不受限，應用更多元！

- ★使用康軒雲、教育雲帳號登入
- ★線上出題，不用光碟即可出卷
- ★線下紙本試卷、線上派卷測驗
- ★班級成績管理

### 康軒英語線上測驗



### Quizlet



### Quizizz



### Kahoot!



## Super 學生版電子書，有效自主學習

### 課前預習

單字立即背



▲隨選單字即可加入「我的單字庫」，背誦單字超 easy。

### 課後複習

語音即時錄



▲透過語音辨識系統與錄音功能，有效提升聽說能力。

### 聽力練習

測驗多元化





▲多元單字、句型及仿英檢題型練習，可重複練習，針對弱點補強。

## 英檢補充講義，方便考前複習

### 內容包含

- 應用字詞
- 基本句型
- 生活用語
- 檢測模擬卷



教師獨享

隨時下載，  
快速取得，  
簡單又方便！

康軒與您一起為教育努力、減塑愛地球



電子書



命題光碟



全系列  
課習朗讀  
MP3音檔



註冊康軒雲帳號，擁有教師專屬權限



康軒雲  
註冊說明影片

## 申請 2 步驟

- 1 輸入康軒業務手機號碼 驗證教師會員
- 2 您的手機收到簡訊回覆即註冊完成

若需要索取康軒業務手機驗證申請資格  
請至康軒 QA 平台問題類型點選國小教科書  
留言任教縣市與學校並說明索取驗證碼

[https://www.knsh.com.tw/\\_knsh/csc/Index.asp](https://www.knsh.com.tw/_knsh/csc/Index.asp)



康軒 QA 平台

搜尋 康軒雲

康軒雲  
電腦、手機  
皆可使用



更多教學資源請搜尋 康軒行動寶典 國小英語

<https://es.knsh.com.tw>

英





## 操作說明

1 關鍵字搜尋

網址：<https://webtextbook.knsh.com.tw>

為獲得最佳瀏覽體驗，請使用 Google Chrome 瀏覽器。

2 點擊學制



3 進入線上書城頁面

點選「學期別」，點選畫面中的課本，點選冊次，選擇課本或習作點選開啟，即可開啟課本及習作內容。

1. 選擇學期別

2. 點選課本

3. 點選冊次

4. 選擇課本、習作點選開啟

4 網頁版電子書「存檔」、「讀檔」

### 存檔

1. 點選存檔圖示

2. 選擇存檔名稱

3. 快速存檔

4. 輸入存檔名稱

5. 確定

### 讀檔

1. 開啟網頁版電子書

2. 選擇檔案

305班	2021-10-14 17:34:11
302班	2021-10-14 17:33:56
301班	2021-10-14 17:33:36
TEST	2021-10-14 17:31:06

3. 點擊讀取

讀取

刪除

取消



## 安裝程式

作業系統需求：Win7、Win10，不支援 XP

- 1 關鍵字搜尋 **康軒線上媒體盒**  
網址：<https://pse.is/KNSH-ebook>  
點選 **康軒線上媒體盒下載**

- 2 點選「線上媒體盒」進行下載



- 3 點擊程式進行儲存安裝媒體盒



- 4 進入安裝介面，點選「瀏覽」選擇目標資料夾儲存位置，請注意資料夾剩餘空間是否充足。若需要將程式帶著走，可安裝於隨身硬碟中。



- 5 安裝完成

安裝電腦桌面會有「康軒線上媒體盒」圖案，點選即可開啟使用。




**小提醒** 安裝在隨身硬碟請至 KNSHCrossPlatform 資料夾點選「開啟媒體盒.exe」開啟使用。

## 下載檔案

- 1 選擇學制  
國小 國中 **國小英閩客**


- 2 點選「線上書城」



- 3 選擇期別  
**110 上**



- 4 選擇版本冊次



- 5 點選冊次



- 6 點選下載按鈕

- 7 選擇電子書或周邊資源開啟檔案



更完整的使用說明  
請掃描 QRcode







## 安裝程式

作業系統需求：Win7、Win10，不支援 XP

- 1 關鍵字搜尋 **康軒載即便**  
網址：<https://pse.is/KNSH-ebook>
- 2 點選「立即下載」，下載康軒載即便壓縮檔。



- 3 點選下載檔案 **康軒載即便 v3.0.zip**  
進行「解壓縮」，點選 **康軒載即便 setup.exe**  
安裝程式，安裝完後  
會產生桌面捷徑，並  
自動開啟主程式。

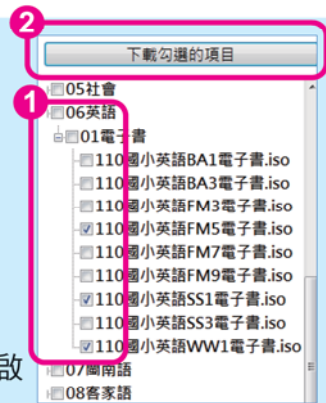


- 4 選擇「教育雲」或「康軒雲」帳號進行登入



## 下載檔案

- 1 「勾選」要下載的項目，點擊「下載勾選的項目」



- 2 下載完成點擊「開啟 ISO 目錄」



- 3 至各層資料夾找到下載的 ISO 檔



## ISO 檔使用方法

### 方法一

解壓縮 ISO 檔於 ISO 檔上按右鍵，  
點選解壓縮檔案。  
(可使用 7-Zip 或其他解壓縮軟體)



點選 **開啟光碟 .exe** 即可使用。

### 方法二

掛載虛擬光碟在 Win10 系統上，可  
直接將 ISO 掛載成虛擬光碟。  
於 ISO 檔上按右鍵，點選「掛接」。



電子書、題庫帶著走  
ISO 檔解完壓縮後，  
可將電子書資料夾複製  
到隨身硬碟中，點選  
**開啟光碟 .exe** 即可開  
啟使用。

